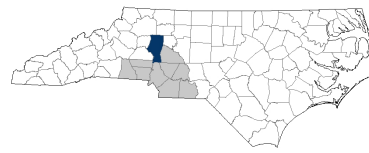


# Iredell County

myFutureNC 2024 Attainment Profiles



Charlotte  
Prosperity Zone Sub-Region  
Peer County Type: Suburban  
Local Education Agencies: 2 (2023)  
Charter Schools: 5 (2023)

2030 Proposed Iredell County Attainment Goal: 36,127 (Stretch Goal: 36,446)

2030 State Attainment Goal: 2 million

## Population Spotlight

2020 Census: 186,699  
2022 Estimate: 195,897  
Change: 9,198

## Growth Rate

4.9% County vs. 2.5% State



\$73,446  
Median Household Income (2022)  
State: \$67,516



72%  
Home Owners (2022)  
State: 67%



12.9%  
Child Poverty Rate (2022)  
State: 17.2%



12.1%  
Opportunity Youth Rate (2021)  
State: 12.1%



78%  
Households with Broadband (2022)  
State: 77%



3.4%  
Unemployment Rate (2022)  
State: 3.7%

## Educational Attainment

Iredell County residents ages 25-44, 2022

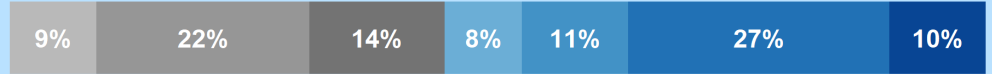
Less than high school High school graduate (including GED) Some college, no credential Short-term credential Associate degree Bachelor's degree Graduate or professional degree



No Degree  
21,074  
45.5%



Have Degree or Credential  
25,198  
54.5%



Note: Numbers may not add up to 100% due to rounding

## Top Opportunities for Growth

These three areas represent the biggest opportunities for Iredell County to improve future attainment outcomes.



### School Counselors

Iredell County has a student-to-school counselor ratio of 408:1, above the suburban county average of 327:1.



### FAFSA Completion

58% of Iredell County high school seniors complete the FAFSA, below the suburban county average of 62%.



### Chronic Absenteeism

33% of Iredell County students are chronically absent from school, above the suburban county average of 30%.

## Promising Attainment Practices

The new Promising Attainment Practices Database is a curated, searchable, and filterable collection of about 250 county, region, and state-level initiatives and programs that directly address various components of the state's attainment challenge. The Database allows local and regional initiative leaders and other stakeholders to identify groups across the state who are developing or operating initiatives designed to boost attainment.

Follow link to discover how Iredell County has been meeting local needs:

[https://dashboard.myfuturenc.org/promising-attainment-practices/?wdt\\_search=Iredell](https://dashboard.myfuturenc.org/promising-attainment-practices/?wdt_search=Iredell)

## LABOR MARKET ALIGNMENT

### In Charlotte Prosperity Zone Sub-Region:

80.4%

of postsecondary degrees and credentials conferred by regional institutions are aligned with labor market needs.

#### Top areas of misalignment:

Business Management & Administration bachelor's  
Finance bachelor's  
Information Technology bachelor's



4,230 Individuals served in an ApprenticeshipNC program in 2020

### UNC and NC Community College Outcomes:

12,495 graduates in 2020

74% of 2016 graduates were employed in NC in 2021

\$45,387 annual average earnings of graduates employed in NC (includes both part-time and full-time jobs)

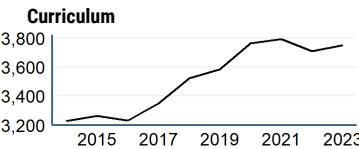


56% of adults (ages 25-44) in Iredell County earned a family sustaining wage, 2022

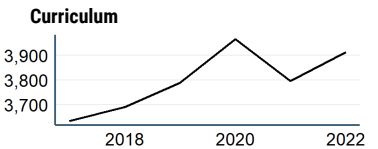
### Iredell County is served by:

Centralina Workforce Development Board  
Centralina Regional Council

### UNC System College Enrollment



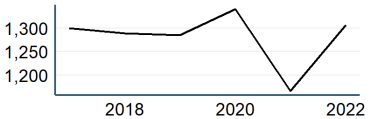
### NC Community College Enrollment



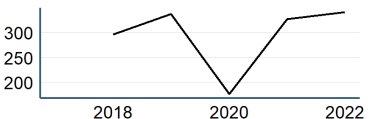
### Top 3 Five-Star Jobs in Charlotte Prosperity Zone Sub-Region

Job Title	Annual Growth
Nurse Practitioners	5%
Data Scientists	4%
Logisticians	4%

### First-time Curriculum Enrollments



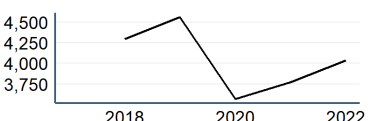
### Basic Skills



### Top 3 Employers in Iredell County

Employer	Employment Range
Lowe's Companies Inc	1000+
Iredell-Statesville Schools	1000+
Wal-Mart Associates Inc.	1000+

### Continuing Education



POSTSECONDARY COMPLETION

Adult Learners

Iredell County resident enrollments in NC Community Colleges, Fall 2022

- 341 Basic Skills
- 4,038 Continuing Education
- 3,912 Curriculum

14% of Iredell County residents have student loan debt; 7% of debt holders had student loans in default. 2022

Success of Iredell County High School Graduates

- 84% of students who enroll persist to their second year versus 82% in peer counties. 2022
- 64% of students who enroll earn a degree or certificate within 6 years versus 60% in peer counties. 2022

Top destinations of all college-goers, Fall 2023

- 4,450 of all college-goers attended Mitchell CC
- 446 of all college-goers attended Central Piedmont CC
- 355 of all college-goers attended Rowan-Cabarrus CC

COLLEGE & CAREER ACCESS

58% of seniors completed the FAFSA in 2023, compared to 62% statewide; 452 more need to complete in 2023 to meet state goal of 80%. 2023

70% of graduates reported intentions to enroll in a postsecondary institution versus 73% in peer counties. 2022

59% of graduates enrolled in a postsecondary institution within 12 months versus 57% in peer counties. 2022

42% of Iredell County students have parents with no college degree (either 2- or 4-year) versus 48% in peer counties.

ACADEMIC READINESS

How students in Iredell County traditional schools are doing:

51% of eligible 4-year-olds enrolled in NC Pre-K program, compared to 53% statewide; 152 more needed to meet state goal of 75%. 2023

32% of 3-8 graders are earning college-and-career-ready scores (level 4 or 5) in reading, compared to 30% statewide; 6,196 more needed to meet state goal of 73%. 2023

41% of 3-8 graders are earning college-and-career-ready scores (level 4 or 5) in math, compared to 35% statewide; 5,176 more needed to meet state goal of 86%. 2023

89% of 9th graders graduate within four years, compared to 87% statewide; 133 more needed to meet state goal of 95%. 2023

33% of students are chronically absent from school, compared to 32% statewide; 6,121 less needed to meet state goal of 11%. 2022

Iredell County has a student-to-school counselor ratio of 408:1 versus 327:1 in peer counties. 2022

2% of students drop out of high school (228 total students), compared to 2% statewide. 2022

Degree Credentials Awarded, 2022

6,906 certificate | 6,066 associate | 9,125 bachelor's

Postsecondary assets in Charlotte Prosperity Zone sub-region

Public, 4-year or above

Carolinas College of Health Sciences, University of North Carolina at Charlotte

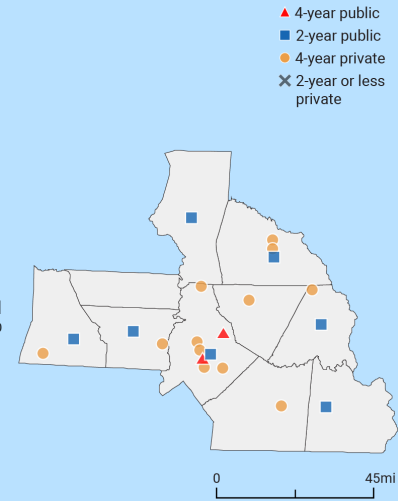
Public, 2-year

Central Piedmont Community College, Cleveland Community College, Gaston College, Mitchell Community College, Rowan-Cabarrus Community College, South Piedmont Community College, Stanly Community College

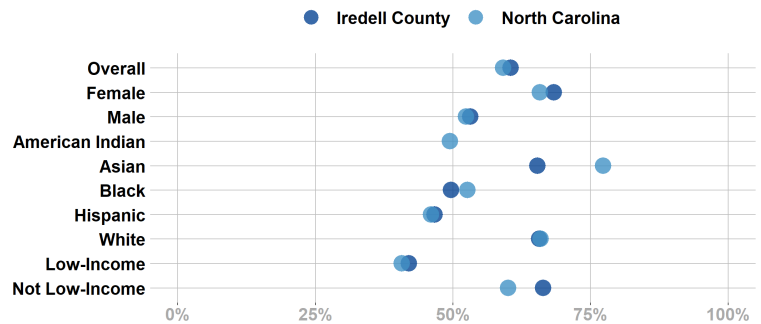
Private not-for-profit, 4-year or above

Belmont Abbey College, Cabarrus College of Health Sciences, Catawba College, Charlotte Christian College and Theological Seminary, Davidson College, Gardner-Webb University, Johnson & Wales University-Charlotte, Johnson C Smith University, Livingstone College, Pfeiffer University, Queens University of Charlotte, Wingate University

Private not-for-profit, 2-year



Postsecondary Enrollment Rates for Select Groups in Iredell County, 2022

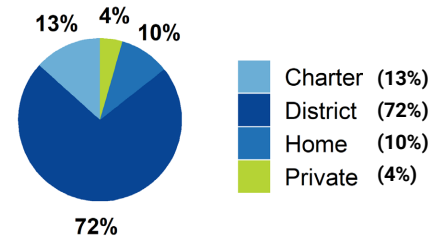


Note: Outcomes for groups with less than 10 students, <5% or >95% are not displayed.

School Choice

36,252 total students were enrolled in K-12 in Iredell County in the 2022-23 school year.

Note: This profile focuses on outcomes of students enrolled in district schools.



Access to Postsecondary Credits

Students in Iredell County completed 3,784 Career & Technical Education (CTE) credentials (industry-valued credential data available in Spring 2024) and 1,327 concentrations in 2022. The top three CTE concentrations completed include Agricultural, Food, & Natural Resources; Human Services; and Hospitality & Tourism.

1,215 high school students took at least one AP course (14%) versus 14% in peer counties (2022).

1,008 high school students participated in Career & College Promise programs (25%) versus 23% in peer counties (2022).

For more information about each indicator, including data sources and methodology, visit:

[dashboard.myfuturenc.org/county-data-and-resources/](https://dashboard.myfuturenc.org/county-data-and-resources/)

# City/District School Profile

**Iredell-Statesville Schools** | 2022-2023  
 This profile is a supplement to the County Profiles



□ district boundary

**Total Schools:** 38 **Total Students:** 20,288

## ACADEMIC READINESS

### How students in Iredell-Statesville Schools are currently doing:

- **32%** of 3-8 graders are earning college-and-career-ready scores (level 4 or 5) in **reading**, compared to **30%** statewide; 3,640 more needed to meet state goal of **73%**. 2023
- **41%** of 3-8 graders are earning college-and-career-ready scores (level 4 or 5) in **math**, compared to **35%** statewide; 4,042 more needed to meet state goal of **86%**. 2023
- **88%** of 9th graders **graduate within four years**, compared to **87%** statewide; 133 more needed to meet state goal of **95%**. 2023
- **34%** of students are **chronically absent from school**, compared to **32%** statewide; 4,997 less needed to meet state goal of **11%**. 2022



Iredell-Statesville Schools has a **student-to-school counselor ratio** of **398:1** versus **327:1** in peer districts. 2022

### Access to Postsecondary Credits

Students in Iredell-Statesville Schools completed **3,037 Career & Technical Education (CTE) credentials (industry-valued credential data available in Spring 2024) and 1,101 concentrations** in 2022. The top three CTE concentrations completed include Agricultural, Food, & Natural Resources; Human Services; and Hospitality & Tourism.



**862 high school students** took at least one **AP course (12%)** (2022).



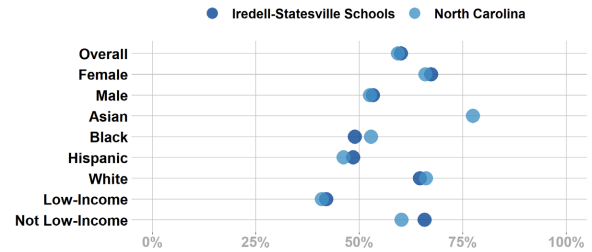
**793 high school students** participated in **Career & College Promise programs (25%)** (2022).

## COLLEGE & CAREER ACCESS

### How students in Iredell-Statesville Schools are planning for and enrolling in college:

- **57%** of seniors **completed the FAFSA** in 2023, compared to **62%** statewide; 361 more need to complete in 2023 to meet state goal of **80%**. 2023
- **75%** of graduates reported **intentions to enroll** in a postsecondary institution. 2022
- **58%** of graduates **enrolled in a postsecondary institution** within 12 months. 2022

### Postsecondary Enrollment Rates (within 12 months) for Select Groups in Iredell-Statesville Schools, 2022



Note: Outcomes for groups with less than 10 students, <5% or >95% are not displayed.

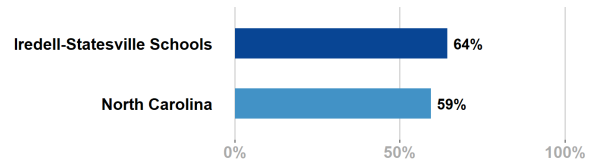
## POSTSECONDARY COMPLETION

### Top destinations of all college-goers, Fall 2023

- Mitchell CC
- Central Piedmont CC
- Rowan-Cabarrus CC

• **84%** of college students **persist to their second year** of attendance. 2022

### Percentage of students enrolled in North Carolina postsecondary institution who graduate within 6 years of enrollment, 2022



\*\* Observations <10 or no data available

For more information about each indicator, including data sources and methodology, visit:

[dashboard.myfuturenc.org/county-data-and-resources/](https://dashboard.myfuturenc.org/county-data-and-resources/)

# City/District School Profile

## Mooresville Graded School District | 2022-2023

This profile is a supplement to the County Profiles



district boundary

Total Schools: 10 Total Students: 5,823

### ACADEMIC READINESS

#### How students in Mooresville Graded School District are currently doing:

- **33%** of 3-8 graders are earning college-and-career-ready scores (level 4 or 5) in **reading**, compared to **30%** statewide; 1,051 more needed to meet state goal of **73%**. 2023
- **43%** of 3-8 graders are earning college-and-career-ready scores (level 4 or 5) in **math**, compared to **35%** statewide; 1,134 more needed to meet state goal of **86%**. 2023
- Mooresville Graded School District has met the goal for **high school graduation within four years**. (Goal: **95%**). 2023
- **29%** of students are **chronically absent from school**, compared to **32%** statewide; 1,124 less needed to meet state goal of **11%**. 2022



Mooresville Graded School District has a **student-to-school counselor ratio of 448:1** versus **327:1** in peer districts. 2022

#### Access to Postsecondary Credits

Students in Mooresville Graded School District completed **747 Career & Technical Education (CTE) credentials (industry-valued credential data available in Spring 2024)** and **226 concentrations** in 2022. The top three CTE concentrations completed include Human Services; Science, Technology, Engineering, & Mathematics; and Arts, Audio/Video Technology, & Communications.



**353 high school students** took at least one **AP course (18%)** (2022).



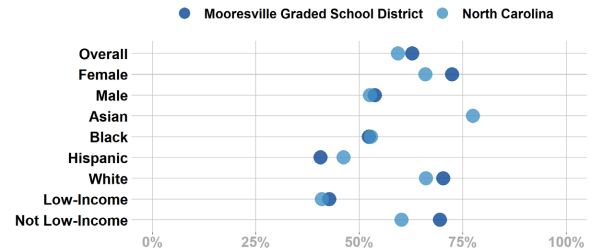
**215 high school students** participated in **Career & College Promise programs (25%)** (2022).

### COLLEGE & CAREER ACCESS

#### How students in Mooresville Graded School District are planning for and enrolling in college:

- **61%** of seniors **completed the FAFSA** in 2023, compared to **62%** statewide; 91 more need to complete in 2023 to meet state goal of **80%**. 2023
- **53%** of graduates reported **intentions to enroll** in a postsecondary institution. 2022
- **61%** of graduates **enrolled in a postsecondary institution** within 12 months. 2022

#### Postsecondary Enrollment Rates (within 12 months) for Select Groups in Mooresville Graded School District, 2022



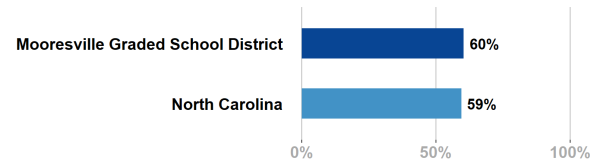
Note: Outcomes for groups with less than 10 students, <5% or >95% are not displayed.

### POSTSECONDARY COMPLETION

#### Top destinations of all college-goers, Fall 2023

- Mitchell CC
- Central Piedmont CC
- Rowan-Cabarrus CC
- **84%** of college students **persist to their second year** of attendance. 2022

#### Percentage of students enrolled in North Carolina postsecondary institution who graduate within 6 years of enrollment, 2022



\*\* Observations <10 or no data available

For more information about each indicator, including data sources and methodology, visit:

[dashboard.myfuturenc.org/county-data-and-resources/](https://dashboard.myfuturenc.org/county-data-and-resources/)